


# CPM

## Whirly Screener

The Whirly Screener is a high capacity unit for the screening of ground products to remove foreign materials such as glass, rocks, metal, strings, and other trash. When installed ahead of your pellet mill, hammer mill, or roller mill, the Whirly Screener will not only assure clean product, but will give protection of equipment against damage from metal particles, ferrous, non-ferrous and other foreign materials. The Whirly Screener is also excellent when used as a feed dresser. High capacity Whirly units provide the means of cleaning and dressing materials at rates of up to 6,000 ft.<sup>3</sup>/hr. (See Specifications.)

A choice of screen sizes lets you quickly and easily adapt one Whirly Screener to a variety of uses.

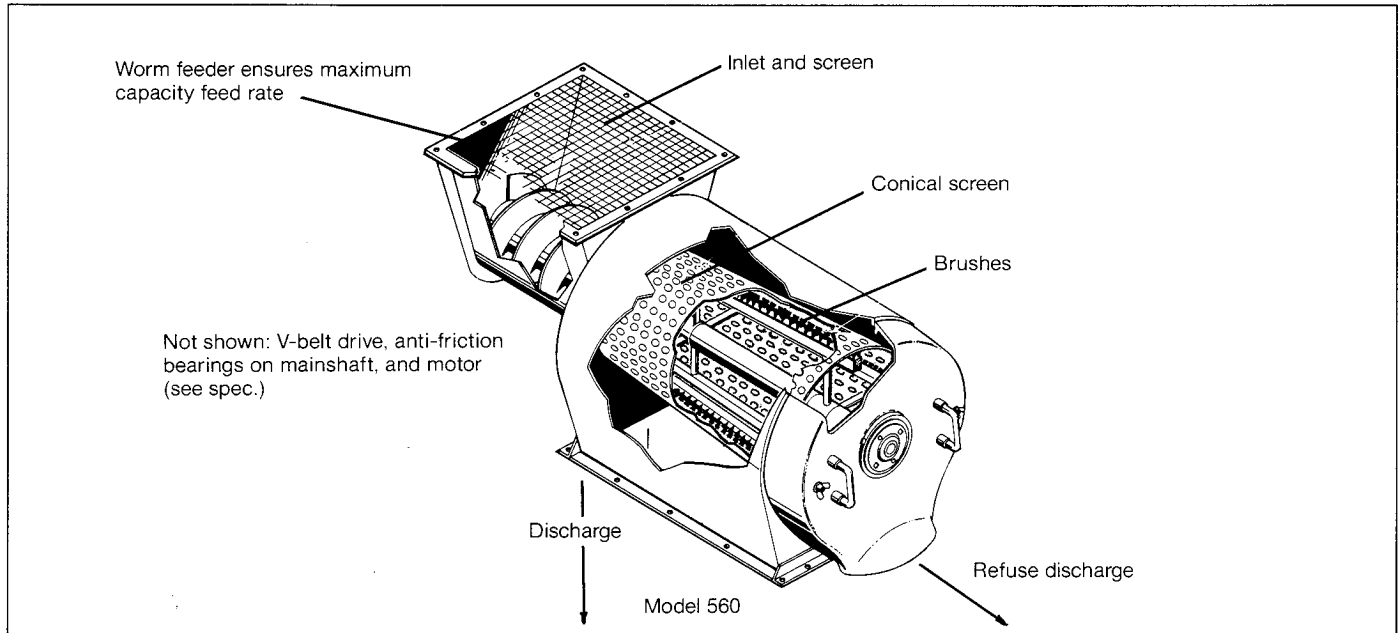


Model 101T



# Whirly Screener Specifications

**CPM**



The unit consists of a hopper feed section and conical sifter screen. The feed screw conveys the product from the inlet hopper to the cleaning section where nylon brushes or fiberglass wipers sweep the inner surface of the conical perforated screen. The dressed product passes through the screen while particles larger than the perforations are discharged at the outer end. A number of screen sizes are available and can be quickly changed to meet a variety of needs. The screen size depends upon the cleaning job required.

Rated capacities shown are based on product bulk density of 30 lbs./ft.<sup>3</sup> and using a 5/16" round perforation screen. Weights are net and do not include motors. A wide choice of screens is available.

Model	Cap.TPH	HP/Kw	RPM	Length	Width	Height	Weight
730	30	7.5/10	1800	4'8"	2'11.5"	1'11"	428 lbs.
560	60	15/20	1800	6'3"	3'3"	2'7"	885 lbs.
101T	100	25/33.5	1800	9'7"	3'9"	3'8"	1970 lbs.

Company policy is one of continuous improvement of our products and we therefore reserve the right to change specifications without notice.

**CPM**

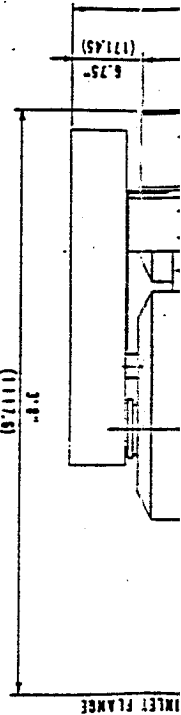
Part of worldwide Ingersoll-Rand

California Pellet Mill Co.  
1114 E. Wabash Ave.  
Crawfordsville, IN 47933  
(317) 362-2600  
FAX (317) 362-7551

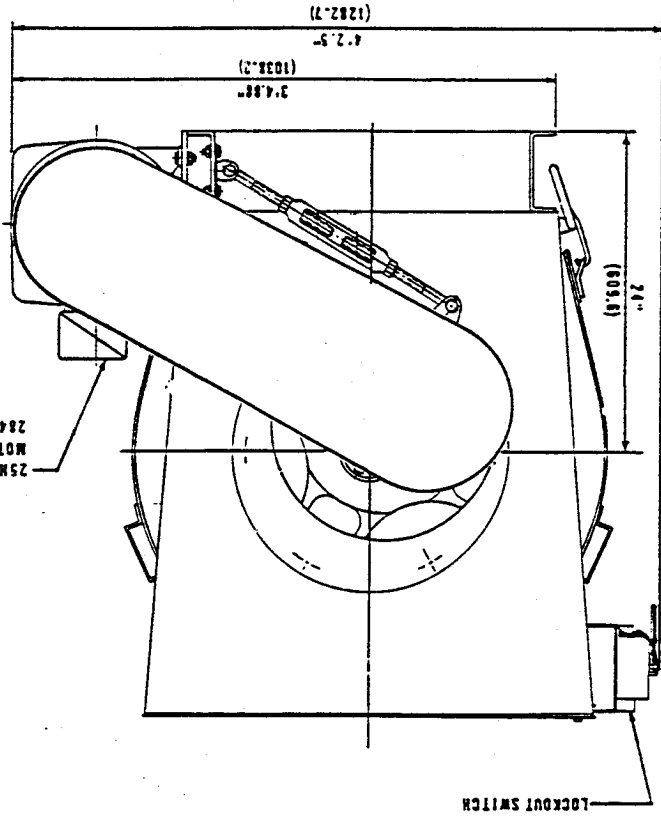
Roskamp/Champion  
2975 Airline Circle  
Waterloo, IA 50703  
(319) 232-8444  
FAX (319) 232-4040

CPM/Europe BV  
Distelweg 89  
1031 HD Amsterdam  
Netherlands  
(31) 20 37 32 32  
FAX (31) 20 36 42 94

CPM/Pacific Private Ltd.  
17 Liu Fang Road  
Singapore 2262  
Republic of Singapore  
(65) 2650701  
FAX (65) 2686428



2) DIA - 15 HOLES



**IMPORTANT NOTE**  
 ALL INLET AND DISCHARGE OPENINGS ARE POTENTIALLY HAZARDOUS AREAS. THEY MUST BE COMPLETELY ENCLOSED TO PREVENT HUMAN ACCESS WHEN THE MACHINES ARE RUNNING. FAILURE TO OBEY THE ABOVE WARNING MAY RESULT IN PERSONAL INJURY OR EQUIPMENT DAMAGE.

MOTOR FRAMES 2841, 2841S

LOCKOUT SWITCH

CPM Part of worldwide Ingersoll Rand

GENERAL DIMENSION DRAWING

THIS DIMENSION SHEET IS FOR REFERENCE ONLY UNLESS PROPERLY ENDORSED.

CERTIFIED FOR \_\_\_\_\_

CUSTOMER ORDER NO. \_\_\_\_\_ CPM ORDER NO. \_\_\_\_\_

CERTIFIED BY \_\_\_\_\_ DATE \_\_\_\_\_

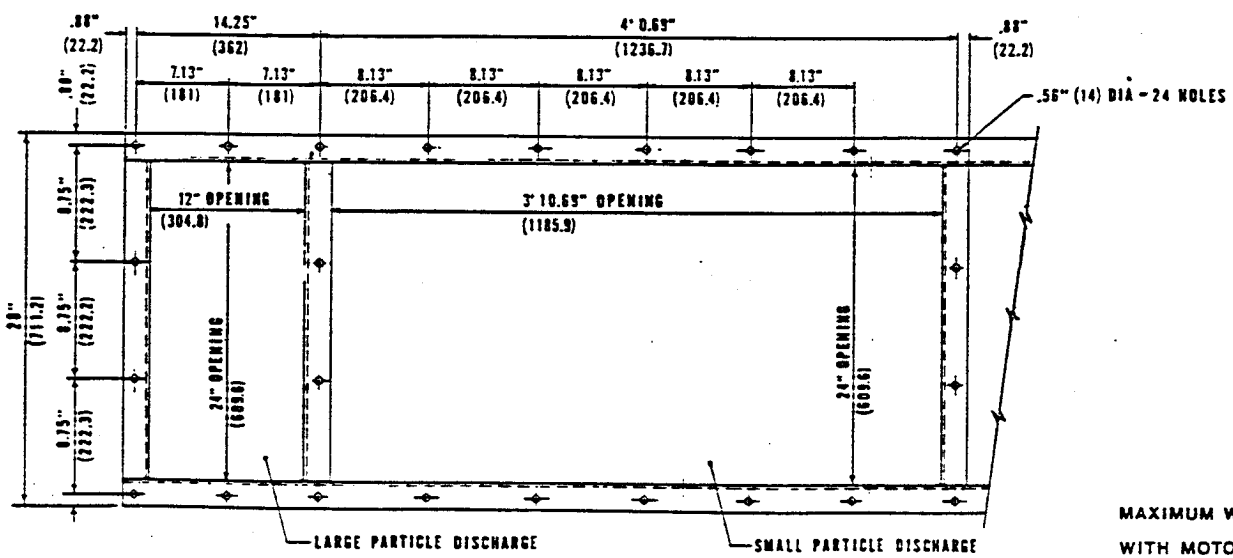
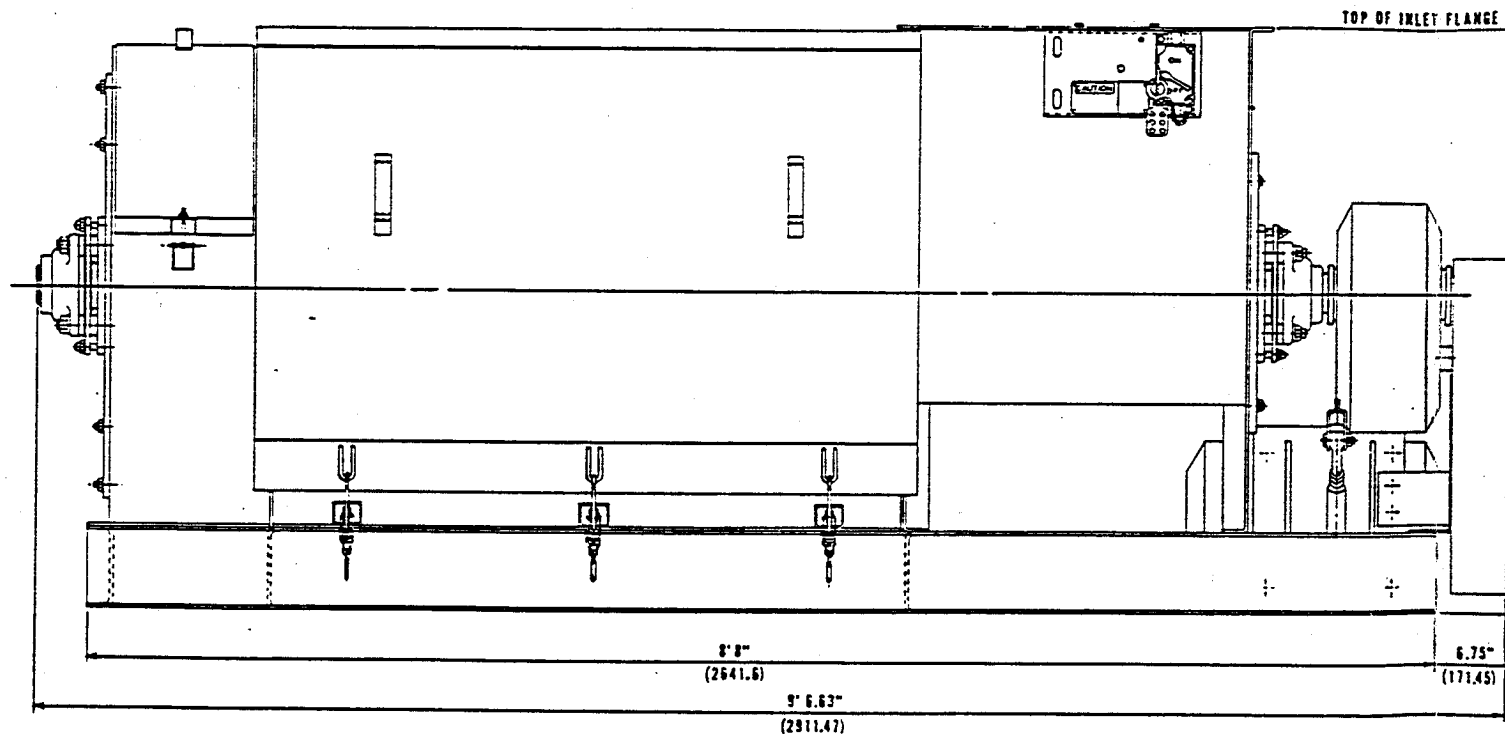
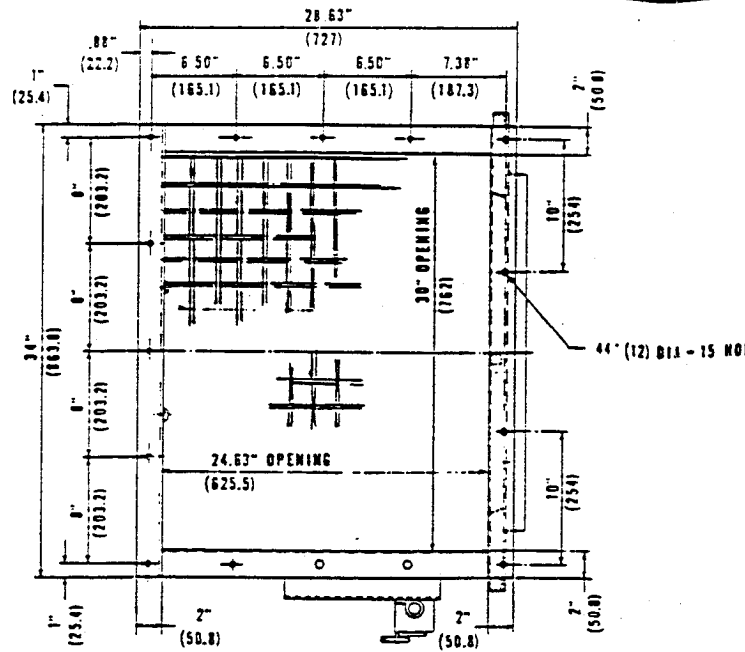
# CPM Model 101T Whirly Feed Cleaner



CALIFORNIA PELLET MILL COMPANY

ENGRG. FORM 1226.1

1990 MURDO



MAXIMUM WEIGHT OF COMPLETE WHIRLY FE WITH MOTOR = 2695 LBS. (1 225 kg)